

DATE: 23 prosinec 2007
DESIGNER: Jiri Pribyl, Indal CEE s.r.o.
PROJECT No:
PROJECT NAME: komunikace_prujezdni_2_ME4b_56_5m_SON-T_100W



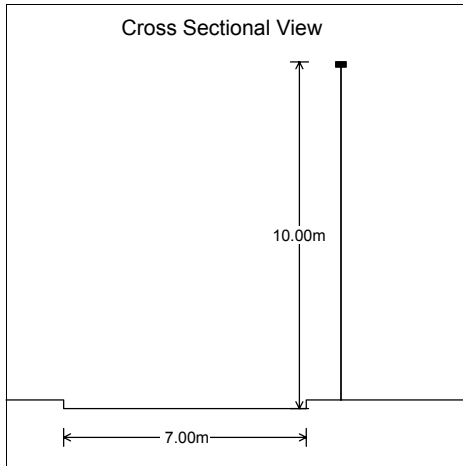
Roadway Lighting Report

PREPARED BY: Design Software from:
Lighting Reality Ltd
Somerville House
Harborne Road
Birmingham B15 2AA
United Kingdom

e-mail: sales@lightingreality.eu.com
website: www.lightingreality.eu.com

Roadway Report Summary

Layout



Road Data

Calculation Grid	CEN Luminance
Width (m)	7.00
No. of Lanes	2
Road Surface	C1
Q0	0.10
Lane Width (m)	3.50
SR Width (m)	5.00

Main Lighting



Column Data

Configuration	Single Sided Right
Spacing (m)	56.50
Height (m)	10.00
Tilt (deg)	0.00
Setback (m)	1.00
Outreach (m)	0.00
Overhang (m)	-1.00

Luminaire Data

Supplier	Industria
Type	2682 SNN/ZE
Lamp(s)	1SON-T 100W
Lamp Flux (klm)	10.70
File Name	Inr1831
Maintenance Factor	1.00
Lum. Int. Class	G2

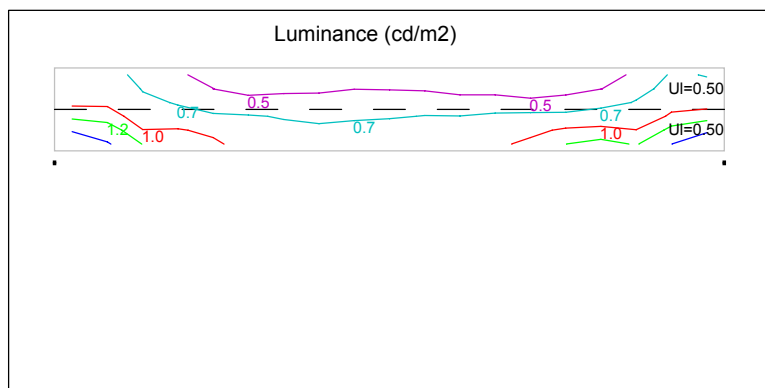
Results

Main

Complies with ME4b

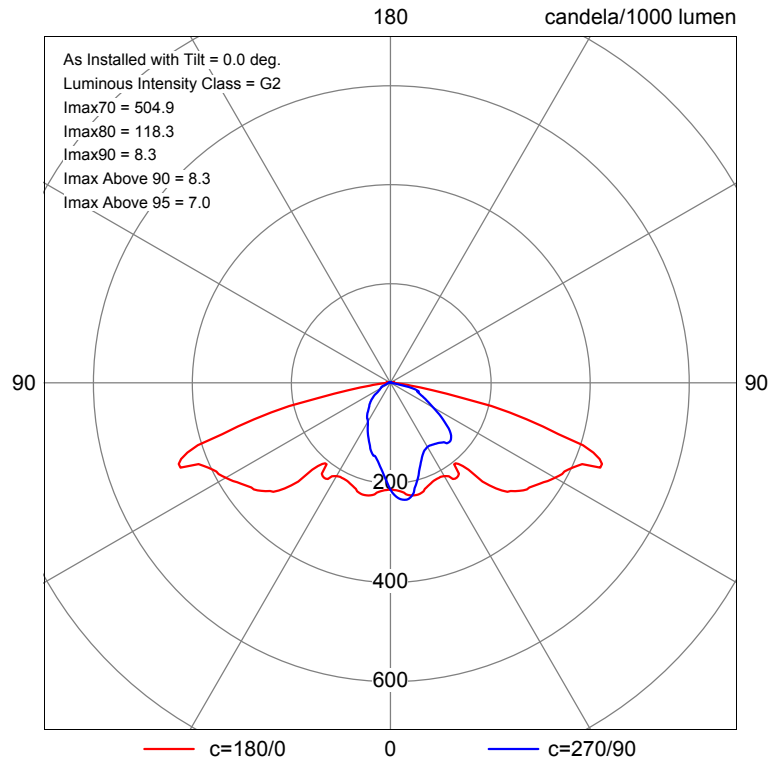
Lavmin	0.78 (1)
Lmin	0.34 (1)
Lmax	1.85 (1)
U0min	0.43 (2)
Ulmin	0.50 (2)
TI(%)	13.84 (1)
SR	0.88

Number in brackets is the Observer Lane for Result shown.



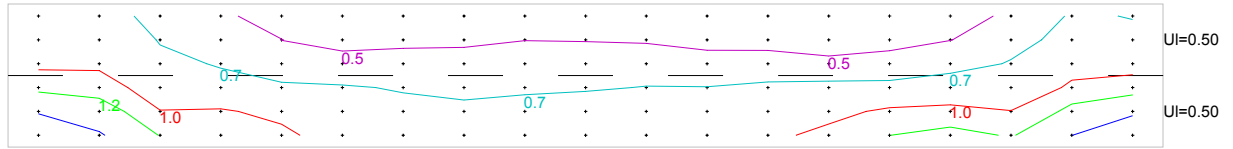
Polar Diagram

Main Luminaire 2682 SNN/2E



Luminance (cd/m²)

Observer in Lane 1



Main Results

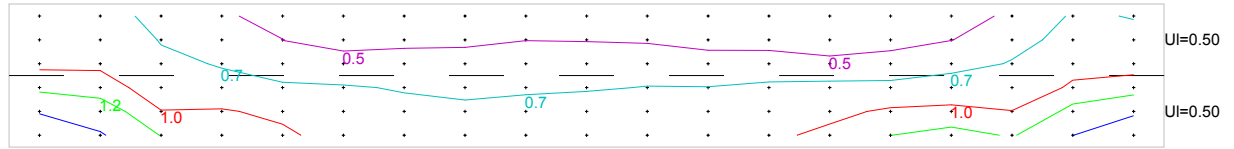
Observers in all Lanes

Lavmin	0.78 (1)
Lmin	0.34 (1)
Lmax	1.85 (1)
U0min	0.43 (2)
Ulmin	0.50 (2)
Tlmax(%)	13.84 (1)
SR	0.88

Number in brackets is the Observer Lane for Result shown.

Luminance (cd/m²)

Observer in Lane 1



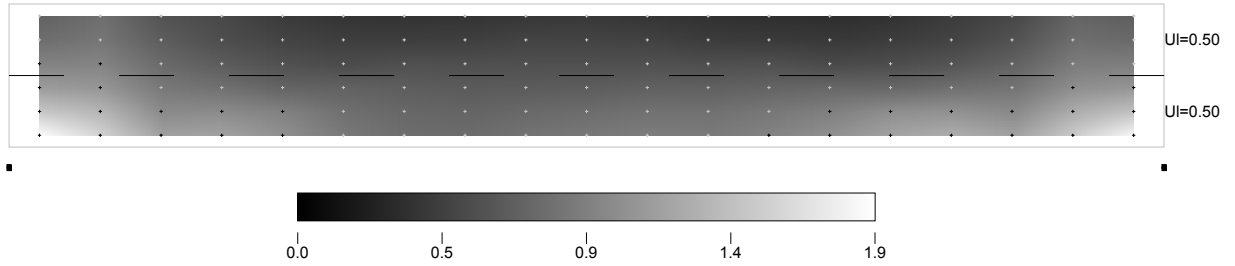
Main Results

Observer in Lane 1

Lav	0.78
Lmin	0.34
Lmax	1.85
U0	0.43
UI	0.50
TI(%)	13.84

Luminance (cd/m²)

Observer in Lane 1



Luminance (cd/m2)

Observer in Lane 1

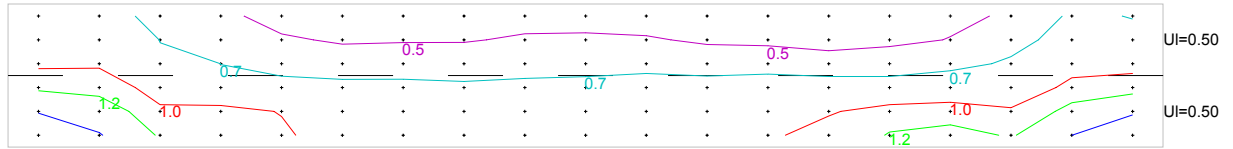
·0.7	·0.8	·0.6	·0.5	·0.4	·0.4	·0.4	·0.4	·0.4	·0.4	·0.4	·0.4	·0.3	·0.3	·0.4	·0.4	·0.5	·0.7	·0.7
·0.8	·0.9	·0.7	·0.6	·0.5	·0.5	·0.5	·0.5	·0.5	·0.5	·0.5	·0.4	·0.4	·0.4	·0.4	·0.5	·0.6	·0.8	·0.8UI=0.50
·1.0	·1.0	·0.8	·0.7	·0.6	·0.6	·0.6	·0.6	·0.6	·0.6	·0.6	·0.6	·0.6	·0.5	·0.6	·0.6	·0.7	·0.9	·0.9
·1.1	·1.1	·0.9	·0.8	·0.7	·0.7	·0.7	·0.7	·0.7	·0.7	·0.7	·0.7	·0.7	·0.8	·0.8	·0.8	·0.8	·1.0	·1.1
·1.5	·1.3	·1.0	·1.0	·0.9	·0.8	·0.8	·0.7	·0.8	·0.8	·0.8	·0.8	·0.8	·0.9	·0.9	·1.0	·1.1	·1.0	·1.3
·1.9	·1.5	·1.2	·1.2	·1.0	·0.9	·0.8	·0.8	·0.8	·0.8	·0.9	·0.9	·0.9	·1.0	·1.1	·1.2	·1.3	·1.2	·1.5
·1.8																		·1.8UI=0.50

■

■

Luminance (cd/m²)

Observer in Lane 2



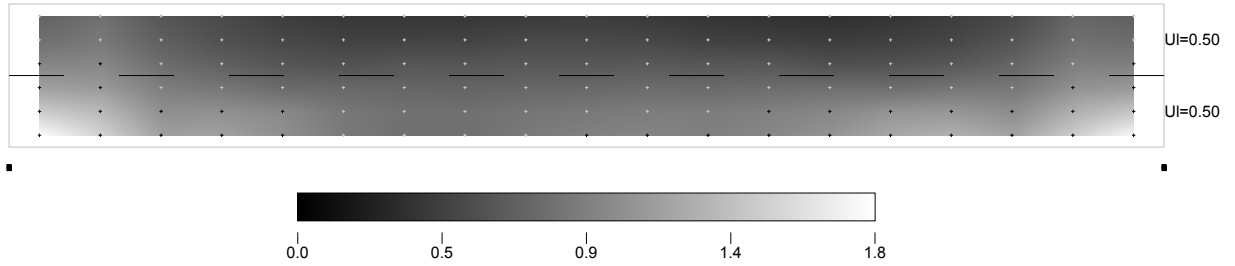
Main Results

Observer in Lane 2

Lav	0.81
Lmin	0.35
Lmax	1.84
U0	0.43
UI	0.50
TI(%)	8.28

Luminance (cd/m²)

Observer in Lane 2



Luminance (cd/m2)

Observer in Lane 2

·0.7	·0.8	·0.6	·0.5	·0.4	·0.4	·0.4	·0.4	·0.4	·0.4	·0.4	·0.4	·0.4	·0.3	·0.4	·0.4	·0.5	·0.7	·0.7
·0.8	·0.9	·0.7	·0.6	·0.5	·0.5	·0.5	·0.5	·0.5	·0.5	·0.5	·0.5	·0.5	·0.4	·0.5	·0.5	·0.6	·0.8	·0.8UI=0.50
·1.0	·1.0	·0.8	·0.7	·0.6	·0.6	·0.6	·0.6	·0.6	·0.6	·0.6	·0.6	·0.6	·0.6	·0.6	·0.6	·0.7	·0.9	·0.9
·1.2	·1.1	·0.9	·0.9	·0.8	·0.8	·0.7	·0.7	·0.7	·0.7	·0.8	·0.8	·0.8	·0.8	·0.8	·0.8	·0.9	·1.1	·1.1
·1.5	·1.3	·1.0	·1.0	·1.0	·0.9	·0.8	·0.8	·0.8	·0.8	·0.9	·0.9	·0.9	·0.9	·1.0	·1.1	·1.1	·1.0	·1.3
·1.8	·1.5	·1.2	·1.2	·1.0	·0.9	·0.8	·0.8	·0.8	·0.9	·0.9	·1.0	·0.9	·1.0	·1.1	·1.2	·1.3	·1.2	·1.5
·1.8	·1.5	·1.2	·1.2	·1.0	·0.9	·0.8	·0.8	·0.8	·0.9	·0.9	·1.0	·0.9	·1.0	·1.1	·1.2	·1.3	·1.2	·1.5

■

■